



Energy Savior



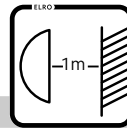
1



2



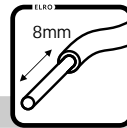
7



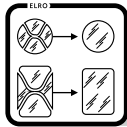
10



25



26



28



35



CE 220-240V ~ 50Hz.

HL4



HL4A



HL4W



Attachement .for SAFETY INSTRUCTIONS!

Energy ¹⁸

A	← A
B	
C	
D	
E	
F	
G	

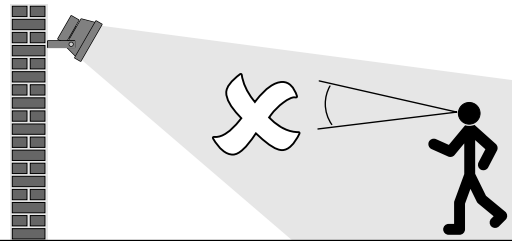
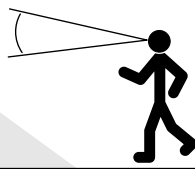

258 Lumen
3.6 Watt
50000 h

WWW.ELRO.EU
 Roos Electronics by
 Postbus 117, 5126 ZJ Gilze, Holland
 WWW.ELRO-NL.COM - WWW.ELRO-BE.COM
 Roos Electronics GmbH Arnsmberg-Germany
 WWW.ROOSELECTRONICS.DE
 EDEN, Vallauris, France WWW.EDEN.FR
 C H Byron Corporation, Bromsgrove, U.K.
 WWW.CHBYRON.COM






Energy Savior

1. Mounting



2. How to connect



3. Overview

- Ⓝ = BLUE
- ⊕ = YELLOW GREEN
- Ⓛ = BROWN

